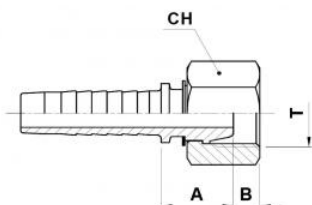


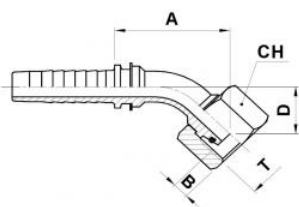
METRIČKI OKO PRIKLJUČAK – DIN 7642

NP	"	Navoj	Ključ H1	Ključ H2
6	1/4	M 12x1.5	12	-
6	1/4	M 14x1.5	14	-
8	5/16	M 14x1.5	14	-
10	3/8	M 14x1.5	14	-
10	3/8	M 16x1.5	18	-
10	3/8	M 18x1.5	20	-
12	1/2	M 18x1.5	20	-
12	1/2	M 22x1.5	25	-
16	5/8	M 22x1.5	25	-
20	3/4	M 26x1.5	29	-
25	1	M 30x1.5	-	-



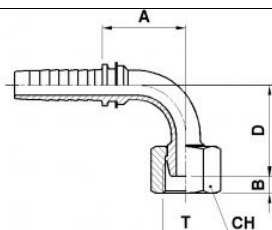
METRIČKI ŽENSKI UNIVERZALNO SEDIŠTE – DIN 20078/3868 (žicom ubodena matica, pasujuća matica)

NP	"	Navoj	Ključ H1	Ključ H2
5	3/16	M 12x1.5	-	14
6	1/4	M 14x1.5	-	17
6	1/4	M 16x1.5	-	19
8	5/16	M 16x1.6	-	19
8	5/16	M 18x1.5	-	22
10	3/8	M 16x1.5	-	19
10	3/8	M 18x1.5	-	22
10	3/8	M 22x1.5	-	27
12	1/2	M 22x1.5	-	27
16	5/8	M 26x1.5	-	32



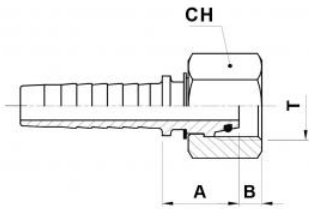
45° METRIČKI ŽENSKI UNIVERZALNO SEDIŠTE – DIN 20078/3868 (pasujuća matica)

NP	“	Navoj	Ključ H1	Ključ H2
6	1/4	M 14x1.5	-	17
6	1/4	M 16x1.5	-	19
8	5/16	M 16x1.6	-	19
10	3/8	M 16x1.5	-	19
10	3/8	M 18x1.5	-	22
10	3/8	M 22x1.5	-	27
12	1/2	M 22x1.5	-	27
16	5/8	M 26x1.5	-	32



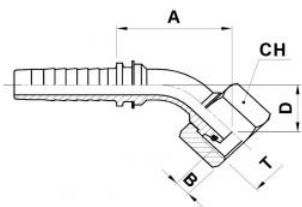
90° METRIČKI ŽENSKI UNIVERZALNO SEDIŠTE – DIN 20078/3868 (žicom ubodena matica, pasujuća matica)

NP	“	Navoj	Ključ H1	Ključ H2
5	3/16	M 12x1.5	-	14
6	1/4	M 14x1.5	-	17
6	1/4	M 16x1.5	-	19
8	5/16	M 16x1.6	-	19
10	3/8	M 16x1.5	-	19
10	3/8	M 18x1.5	-	22
10	3/8	M 22x1.5	-	27
12	1/2	M 22x1.5	-	27
16	5/8	M 26x1.5	-	32



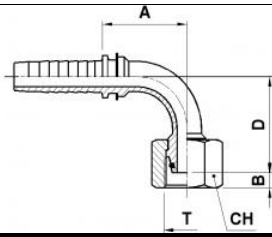
„O – RING“ METRIČKI ŽENSKI 24° KONUSNI L.T. – DIN 20066/3865 (žicom ubodena matica, pasujuća matica)

NP	“	Navoj	Ključ H1	Ključ H2
5	3/16	M 12x1.5	-	14
6	1/4	M 12x1.5	-	17
6	1/4	M 14x1.5	-	17
6	1/4	M 16x1.5	-	19
8	5/16	M 16x1.6	-	19
10	3/8	M 16x1.5	-	19
10	3/8	M 18x1.5	-	22
12	1/2	M 22x1.5	-	27
16	5/8	M 26x1.5	-	32
20	3/4	M 30x2	-	36
25	1	M 36x2	-	41
32	1.1/4	M 45x2	-	50
38	1.1/2	M 52x2	-	60



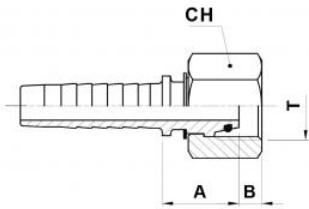
45° „O – RING“ METRIČKI ŽENSKI 24° KONUSNI L.T. – DIN 20066/3865 (žicom ubodena matica, pasujuća matica)

NP	“	Navoj	Ključ H1	Ključ H2
6	1/4	M 14x1.5	-	17
6	1/4	M 16x1.5	-	19
8	5/16	M 16x1.6	-	19
10	3/8	M 16x1.5	-	19
10	3/8	M 18x1.5	-	22
12	1/2	M 22x1.5	-	27
16	5/8	M 26x1.5	-	32
20	3/4	M 30x2	-	36
25	1	M 36x2	-	41
32	1.1/4	M 45x2	-	50
38	1.1/2	M 52x2	-	60



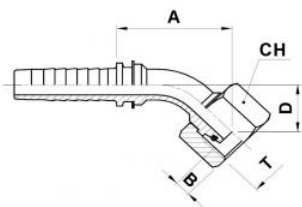
90° „O – RING“ METRIČKI ŽENSKI 24° KONUSNI L.T. – DIN 20066/3865 (žicom ubodena matica, pasujuća matica)

NP	“	Navoj	Ključ H1	Ključ H2
5	3/16	M 12x1.5	-	14
6	1/4	M 14x1.5	-	17
6	1/4	M 16x1.5	-	19
8	5/16	M 16x1.6	-	19
10	3/8	M 16x1.5	-	19
10	3/8	M 18x1.5	-	22
12	1/2	M 22x1.5	-	27
16	5/8	M 26x1.5	-	32
20	3/4	M 30x2	-	36
25	1	M 36x2	-	41
32	1.1/4	M 45x2	-	50
38	1.1/2	M 52x2	-	60



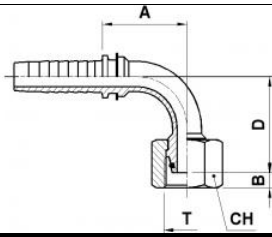
„O – RING“ METRIČKI ŽENSKI 24° KONUSNI H.T. – DIN 20066/3865 (pasujuća matica)

NP	“	Navoj	Ključ H1	Ključ H2
5	3/16	M 16x1.5	-	19
6	1/4	M 16x1.5	-	19
6	1/4	M 18x1.5	-	22
8	5/16	M 20x1.5	-	24
10	3/8	M 20x1.5	-	24
10	3/8	M 22x1.5	-	27
12	1/2	M 24x1.5	-	30
16	5/8	M 30x2	-	36
20	3/4	M 36x2	-	41
25	1	M 42x2	-	50
32	1.1/4	M 52x2	-	60



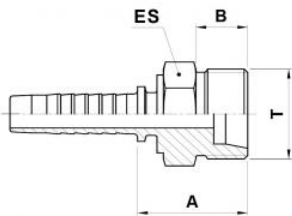
45° „O – RING“ METRIČKI ŽENSKI 24° KONUSNI H.T. – DIN 20066/3865 (pasujuća matica)

NP	“	Navoj	Ključ H1	Ključ H2
5	3/16	M 16x1.5	-	19
6	1/4	M 16x1.5	-	19
6	1/4	M 18x1.5	-	22
8	5/16	M 20x1.5	-	24
10	3/8	M 20x1.5	-	24
10	3/8	M 22x1.5	-	27
12	1/2	M 24x1.5	-	30
16	5/8	M 30x2	-	36
20	3/4	M 36x2	-	41
25	1	M 42x2	-	50
32	1.1/4	M 52x2	-	60



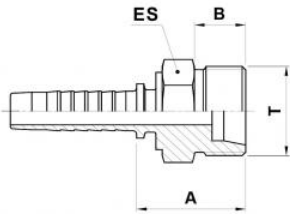
90° „O – RING“ METRIČKI ŽENSKI 24° KONUSNI H.T. – DIN 20066/3865 (pasujuća matica)

NP	“	Navoj	Ključ H1	Ključ H2
5	3/16	M 16x1.5	-	19
6	1/4	M 16x1.5	-	19
6	1/4	M 18x1.5	-	22
8	5/16	M 20x1.5	-	24
10	3/8	M 20x1.5	-	24
10	3/8	M 22x1.5	-	27
12	1/2	M 24x1.5	-	30
16	5/8	M 30x2	-	36
20	3/4	M 36x2	-	41
25	1	M 42x2	-	50
32	1.1/4	M 52x2	-	60



**METRIČKI MUŠKI 24° KONUSNO SEDIŠTE L.T. – DIN
20066/3861**

NP	"	Navoj	Ključ H1	Ključ H2
6	1/4	M 12x1.5	14	-
6	1/4	M 14x1.5	14	-
6	1/4	M 16x1.5	17	-
8	5/16	M 16x1.6	17	-
8	5/16	M 18x1.5	19	-
10	3/8	M 16x1.5	17	-
10	3/8	M 18x1.5	19	-
10	3/8	M 22x1.5	22	-
12	1/2	M 22x1.5	22	-
12	1/2	M 26x1.5	27	-
16	5/8	M 26x1.5	27	-
20	3/4	M 30x2	30	-
25	1	M 36x2	36	-
32	1.1/4	M 45x2	46	-
38	1.1/2	M 52x2	55	-



**METRIČKI MUŠKI 24° KONUSNO SEDIŠTE – H.T. – DIN
20066/3861**

NP	"	Navoj	Ključ H1	Ključ H2
6	1/4	M 16x1.5	17	-
6	1/4	M 18x1.5	19	-
8	5/16	M 20x1.6	22	-
10	3/8	M 18x1.5	19	-
10	3/8	M 20x1.5	22	-
10	3/8	M 22x1.5	22	-
12	1/2	M 24x1.5	24	-
16	5/8	M 30x2	30	-
20	3/4	M 30x2	30	-
20	3/4	M 36x2	36	-
25	1	M 36x2	36	-
25	1	M 42x2	46	-
32	1.1/4	M 52x2	55	-