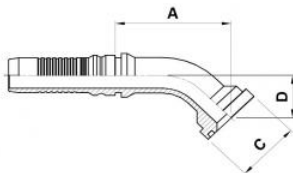


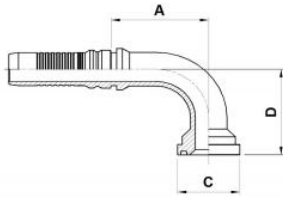
**Prava SAE flanša 3000 psi – CODE 61 SAE
J516/J518**

NP	“	Flanša
20	3/4	3/4 “
20	3/4	1 “
25	1	1 “
25	1	1.1/4 “
32	1.1/4	1.1/4 “
32	1.1/4	1.1/2 “
38	1.1/2	1.1/2 “
38	1.1/2	2 “
50	2	2 “



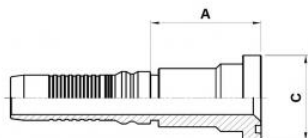
**45° SAE flanša 3000 psi – CODE 61 SAE
J516/J518**

NP	“	Flanša
20	3/4	3/4 “
25	1	1 “
25	1	1.1/4 “
32	1.1/4	1.1/4 “
32	1.1/4	1.1/2 “
38	1.1/2	1.1/2 “
50	2	2 “



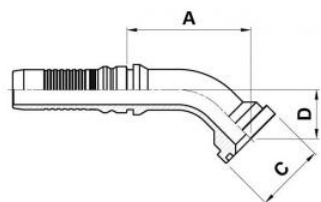
**90° SAE flanša 3000 psi – CODE 61 SAE
J516/J518**

NP	"	Flanša
20	3/4	3/4 "
20	3/4	1 "
25	1	1 "
25	1	1.1/4 "
32	1.1/4	1.1/4 "
32	1.1/4	1.1/2 "
38	1.1/2	1.1/2 "
50	2	2 "



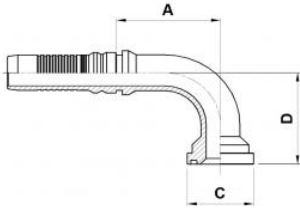
**Prava SAE flanša 6000 psi – CODE 62 SAE
J516/J518**

NP	“	Flanša
20	3/4	3/4 “
20	3/4	1 “
25	1	1 “
25	1	1.1/4 “
32	1.1/4	1.1/4 “
32	1.1/4	1.1/2 “
38	1.1/2	1.1/2 “
38	1.1/2	2 “
50	2	2 “



**45° SAE flanša 6000 psi – CODE 62 SAE
J516/J518**

NP	“	Flanša
20	3/4	3/4 “
20	3/4	1 “
25	1	1 “
25	1	1.1/4 “
32	1.1/4	1.1/4 “
32	1.1/4	1.1/2 “
38	1.1/2	1.1/2 “
38	1.1/2	2 “
50	2	2 “



**90° SAE flanša 6000 psi – CODE 62 SAE
J516/J518**

NP	"	Flanša
20	3/4	3/4 "
20	3/4	1 "
25	1	1 "
25	1	1.1/4 "
32	1.1/4	1.1/4 "
32	1.1/4	1.1/2 "
38	1.1/2	1.1/2 "
38	1.1/2	2 "
50	2	2 "